



OPERATION MANUAL



MULTIMEDIA KEYBOARD **COMFORT 8010**

Congratulations on your purchase of the REAL-EL keyboard!

COPYRIGHT

© 2021. ENEL GROUP OU.

This Manual and information contained in are copyrighted. All rights reserved.

TRADEMARKS

All trademarks are the property of their legal holders.

SAFETY PRECAUTIONS

- Protect your mouse from high humidity, dust or high temperatures.
- Do not use gasoline, spirit or other dissolvents for cleaning. This may cause damage to the surface. Clean the device with soft cloth.
- Do not attempt to disassemble or repair your device.
- Protect the device against powerful shocks and falls – they may damage the internal electronics.

PACKAGE CONTENTS

- Keyboard – 1 pc
- User Manual – 1 pc
- Warranty card – 1 pc




SPECIAL FEATURES

- Ergonomic design
- High reliability
- High quality membrane with tactile feedback
- 12 keys multimedia shortcuts
- Excellent non-slip design
- Arrow and WASD keys exchange function
- Win lock function
- Special design cable slot with 3 ports to adjust cable position and length
- No sliding. Rubber inserts












SYSTEM REQUIREMENTS

- OS Windows.
- Free USB port.






EXTRA MODES

- FN + W – Change WSAD and vice versa ↑ ↓ ← → ;
- FN +  – Light On/Off to activate backlit breathing effect;
- FN + Page Up  / Page Down  - Brightness level control;
- FN + WIN – Lock the windows key.

DESCRIPTION OF SHORTCUT BUTTONS FUNCTIONS

Fn + F1  Music	Fn + F7  Play / Pause
Fn + F2  Volume up	Fn + F8  Next track
Fn + F3  Volume down	Fn + F9  e-mail
Fn + F4  Mute	Fn + F10  Webpage
Fn + F5  Stop	Fn + F11  Lock the whole keys
Fn + F6  Previous track	Fn + F12  Calculator

INSTALLATION

- Connect the keyboard to an available USB port of your PC. Installation of the keyboard is automatic after its connection to a PC USB port.
- To activate the Win lock function, press “Fn” and . The overstrike of these keys turns off the Winlock function.
- To switch on backlit press  On/Off key. To increase or decrease the level of backlit press “Fn” and Page Up  /Page Down  on a keyboard.  On/Off key turns off backlit.
- To control Multimedia, Windows appendixes and Internet, press the “Fn” key + one of the keys of fast access to Multimedia and Internet (see description above).

TECHNICAL SPECIFICATIONS

Parameter	Value
Q-ty of keys	87
Q-ty of shortcut keys	12 Fn
OS compatibility	Windows
Interface	USB
Error-free running time	more than 20.000.000 strokes
Dimensions	367 × 40 × 161 mm
Weight	833 ± 5 g

Notes:

- Technical specifications given in this table are supplemental information and cannot give occasion to claims.
- Technical specifications and package contents are subject to change without notice due to the improvement of REAL-EL production.



Manufacturer: ENEL GROUP OU, Harju maakond, Rae vald, Jüri alevik, Aruküla tee 55a, 75301, Estonia.
® Registered Trademark of ENEL GROUP OU. Estonia.